

# Coshocton County Big Tree Contest Entry Form

Please complete and return by 4:30 p.m. on August 25, 2026 to:  
Coshocton SWCD, 724 S. 7<sup>th</sup> Street, Coshocton, Ohio 43812

Or email to [kelseysaylor@coshoctoncounty.net](mailto:kelseysaylor@coshoctoncounty.net)  
(740) 622-8087 x 4                      [www.coshoctonswcd.org](http://www.coshoctonswcd.org)

***2 Big Trees will be chosen –  
1 within Coshocton’s City limits and 1 outside the City limits***

---

---

## OWNER INFORMATION

Name: \_\_\_\_\_

Address: \_\_\_\_\_

Phone: \_\_\_\_\_ Is this tree located within the City of Coshocton? \_\_\_\_\_

## NOMINATOR INFORMATION (if different than owner)

Name: \_\_\_\_\_

Address: \_\_\_\_\_

Phone: \_\_\_\_\_

EXACT LOCATION OF TREE: \_\_\_\_\_

\_\_\_\_\_

\_\_\_\_\_

SPECIES OF TREE: \_\_\_\_\_

Approximate Circumference Of Tree (In Inches) 4 ½ Feet Above Ground On Upslope Side \_\_\_\_\_

-----

## FOR OFFICE USE ONLY

Measured By: \_\_\_\_\_

Date Measured: \_\_\_\_\_

Circumference at 4 ½ ft. (in inches): \_\_\_\_\_

Total Vertical Height (in feet): \_\_\_\_\_

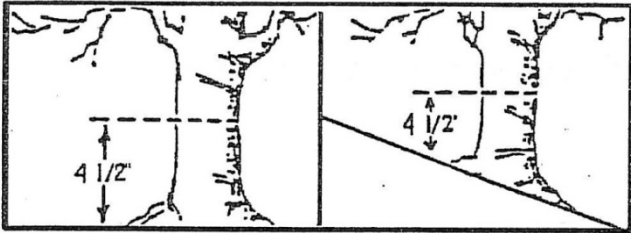
Average Diameter Spread of Crown (in feet): \_\_\_\_\_

Additional Information: \_\_\_\_\_

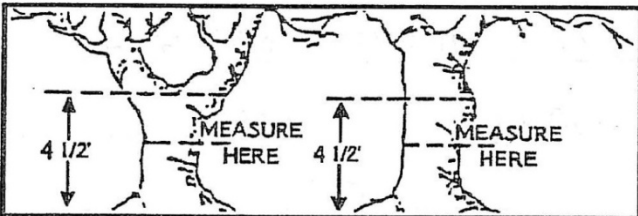
# How to Measure a Big Tree

Three measurements are needed to obtain the total points a Big Tree scores. They are the circumference, the height and the average crown spread. When gathering this information, the following guidelines must be followed for the tree to be considered for state or national recognition.

1. Circumference – This measurement is recorded in inches at 4 ½’ above the ground. If the tree grows on sloping terrain this measurement should be made from the up-hill side of the tree.

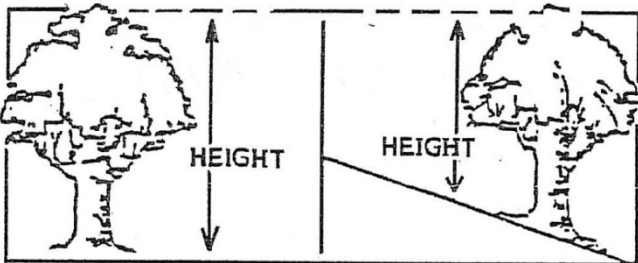


If the tree forks at or below the 4 ½’ point, or if there is a bulge at the measuring point, take the measurement at a location lower on the trunk where the tree resumes its normal size or taper.



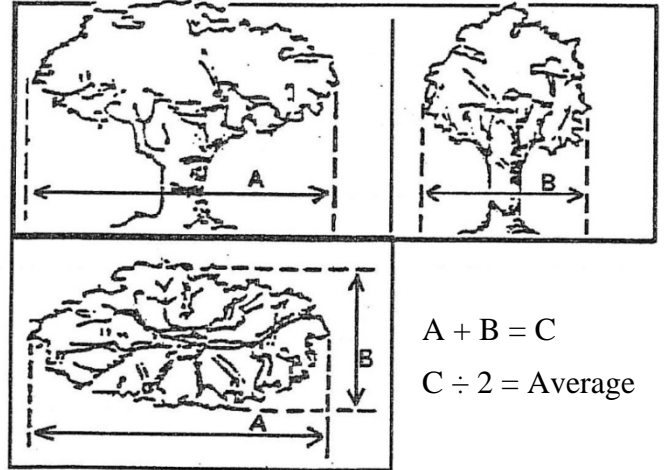
The use of a diameter tape or a regular tape measure around the tree at the measuring location is preferred. Estimating the diameter and converting to circumference could lose points for your tree. (Points: 1” = 1 point)

2. Height – The height of a tree is measured from ground level to the highest point of the tree.



Estimates can be made by comparing the tree to an object of known height such as a 5’ tall person or a 25’ building, etc. (Points: 1’ = 1 point)

3. Average Crown Spread – This score requires two measurements to be taken of the ground area below the tree’s spreading crown. Measurements should be taken in feet at the widest point of crown spread and one at the narrowest point. Add these two measurements together and divide by two to get the average crown spread. (Points: 1’ = ¼ point)



Total points for a Big Tree are calculated by adding these three point totals together.

Circumference (in inches)	A
Height (in feet)	+ B
¼ Average Crown Spread (in feet)	+ <u>C</u>
	= Total Points

Sample:		
Circumference	117” =	117 points
Height	78’ =	78 points
Average Spread	44’ =	<u>11 points</u>
		206 Total Points

If you have difficulty in measuring a Big Tree nomination, measure the tree to the best of your ability and note on the nomination form that you have estimated or were unable to measure.