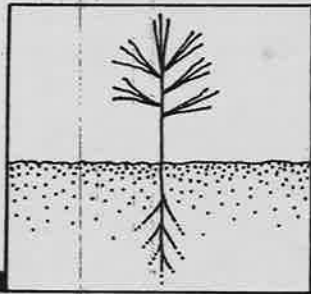


How to Plant Your Seedlings



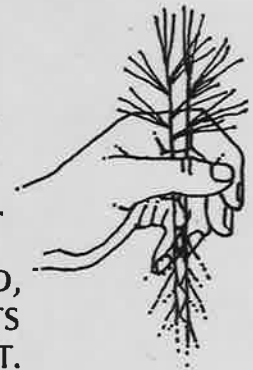
Total copies printed: 100,000
Unit cost: \$ 00903
Publication date: 8/82
(Excludes paper costs)

OHIO DEPARTMENT OF NATURAL RESOURCES
Division of Forestry



DIBBLE OR PLANTING BAR

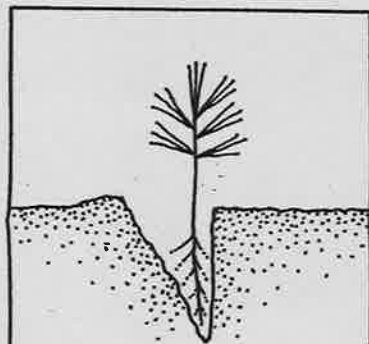
Field Handling of Seedlings



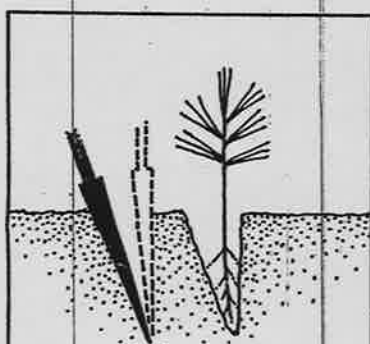
INCORRECT
IN HAND,
TENDER ROOTS
DRY OUT.



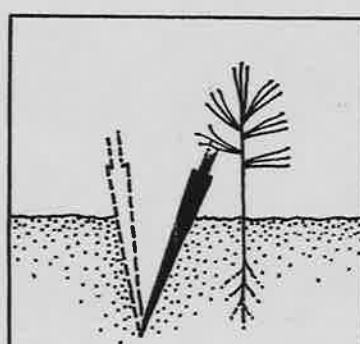
CORRECT
IN BUCKET OR TRAY WITH
ENOUGH MUD SLURRY TO
COVER ROOTS.



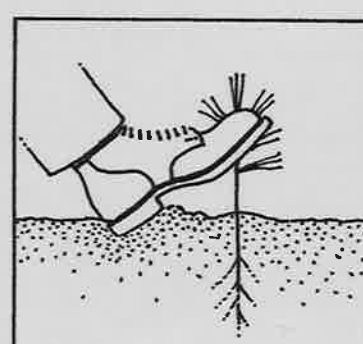
MAKE HOLE WITH
DIBBLE, THEN PLACE
SEEDLING TO DEPTH
GROWN AT
NURSERY. MAKE
SURE ROOT
IS STRAIGHT.



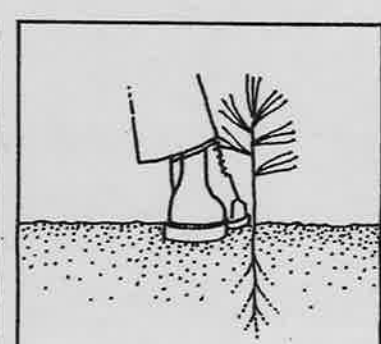
INSERT DIBBLE
TWO INCHES FROM
SEEDLING, THEN
PULL BACK TO
PACK THE SOIL
AROUND ROOTS.



PUSH HANDLE
TOWARD THE
SEEDLING TO
FINISH PACKING
SOIL AT TOP
OF ROOTS.



FILL IN
SECOND HOLE
BY STOMPING
WITH HEEL.



PACK SOIL
AROUND SEEDLING
WITH FEET.